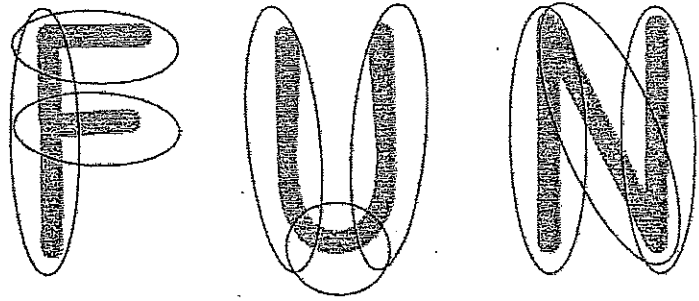


GRAFFITI TIPS:

- Sketch lightly!
- Keep your letters tight and overlap
- Use strong outlines
- Once you've drawn your letters, draw a shape around the outside
- Use even spacing
- Use shadows and highlights



EASY BUBBLE LETTER FONT

F U N



1 Start with stick letters.


2 Draw overlapping ovals over your stick letters.



3 Erase the stick letters and the lines that overlap.



4 Try it again with overlapping!



5 Thicken all the lines on the left side of the letter. This is called a "Drop Shadow".



6

Make it exciting!

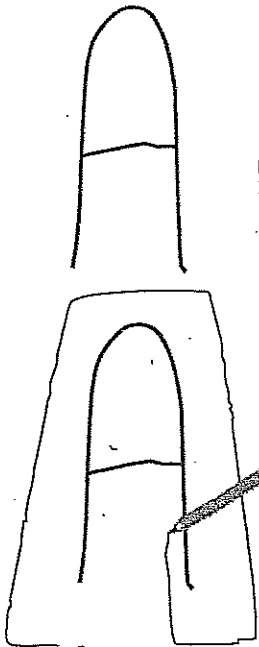
Decorate it with a shape around it!

color it to look rounded and 3-D. Shade with dark, medium and light values!

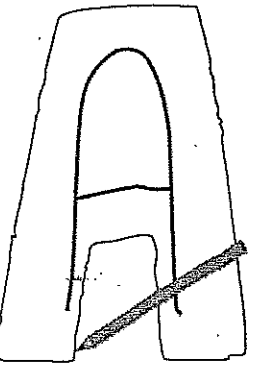


How to Draw Block Letters

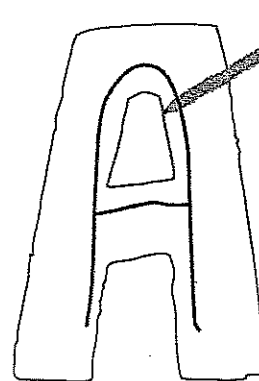
Lightly draw
a "stick
letter" with a
pencil




Draw around
the stick
letter



Adjust the
corners of
the letters to
look "squared
off and block
style".



Don't forget
to add
"holes" in
letters.



Erase the
original stick
letter!

A B C D E

F G H I J K L

M N O P Q

R S T U V

W X Y Z



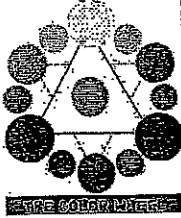

a b c d e f

g h i j k l m

n o p q r s t

u v w x y z

CHROME LETTERING




1. Draw one letter to practice. Or draw out a word or name using a block, serif or bubble style font of your choice.

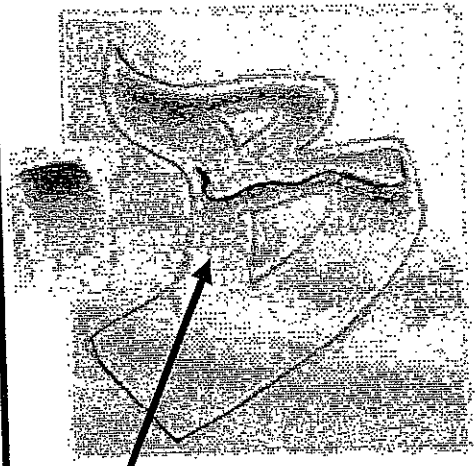
2. Choose 2 colors that are "side-by-side on the color wheels or values of one color, like dark and light blues. Use these colors to practice shading a gradient. Layer the darker color or value at the top to deepen the color at the top.

3. Draw a wiggled line or a "U" shape across the center of the letter.


A B C D E	A B C D E
F G H I J	F G H I J
K L M N	K L M N
O P Q R	O P Q R S
S T U V	T U V W
W X Y Z	X Y Z
A B C D E F G H I J K L	
M N O P Q R S T U V W	
X Y Z	




4. Shade a gradient blend that ends with white just above the "U" or wiggled line .
 • The gradient should start with the darkest value at the top of the letter.




5. Darken under the wiggle line with black or very dark colored pencil. Shade a gradient that fades into white.



6. Select 2 values of the same color.
This example uses dark and lighter blues.




- Shade with the lighter value first.
- Shade a gradient that fades from dark to light.
- Layer over the top area of the darker value of your first color.
- Layer the darker blue on top of the light blue to deepen the color.
- Leave a thin white edge next to the letter outline.



7. Go back and further darken the black next to the wiggled line, if needed.

- Also, add some darker areas of black in some areas around the edge of the letter.
- Leave the thin white edge next to the letter outline.



8. Use a white colored pencil to blend over all of your pencil shading. Press hard.

- This is called polishing and burnishing.
- The colored pencil pigments will start to blend together and start to look smoothly blended.



9. Use a fine point black marker to outline the letter.

- Skip small areas where the white outline around the letter was.
- The white specks will look like reflective catch lights.



10. Practice with other color combinations!

GRAFFITI FONT 1

A B C D E F

G H I J K

L M N O P

Q R S T U V

W X Y Z

GRAFFITI FONT 2

A B C D E F

G H I J K L

M N O P Q

R S T U V W

X Y Z

EASY BUBBLE LETTER FONT



EASY BUBBLE LETTER FONTS

A B C D E F G H I J

K L M N O P Q R S

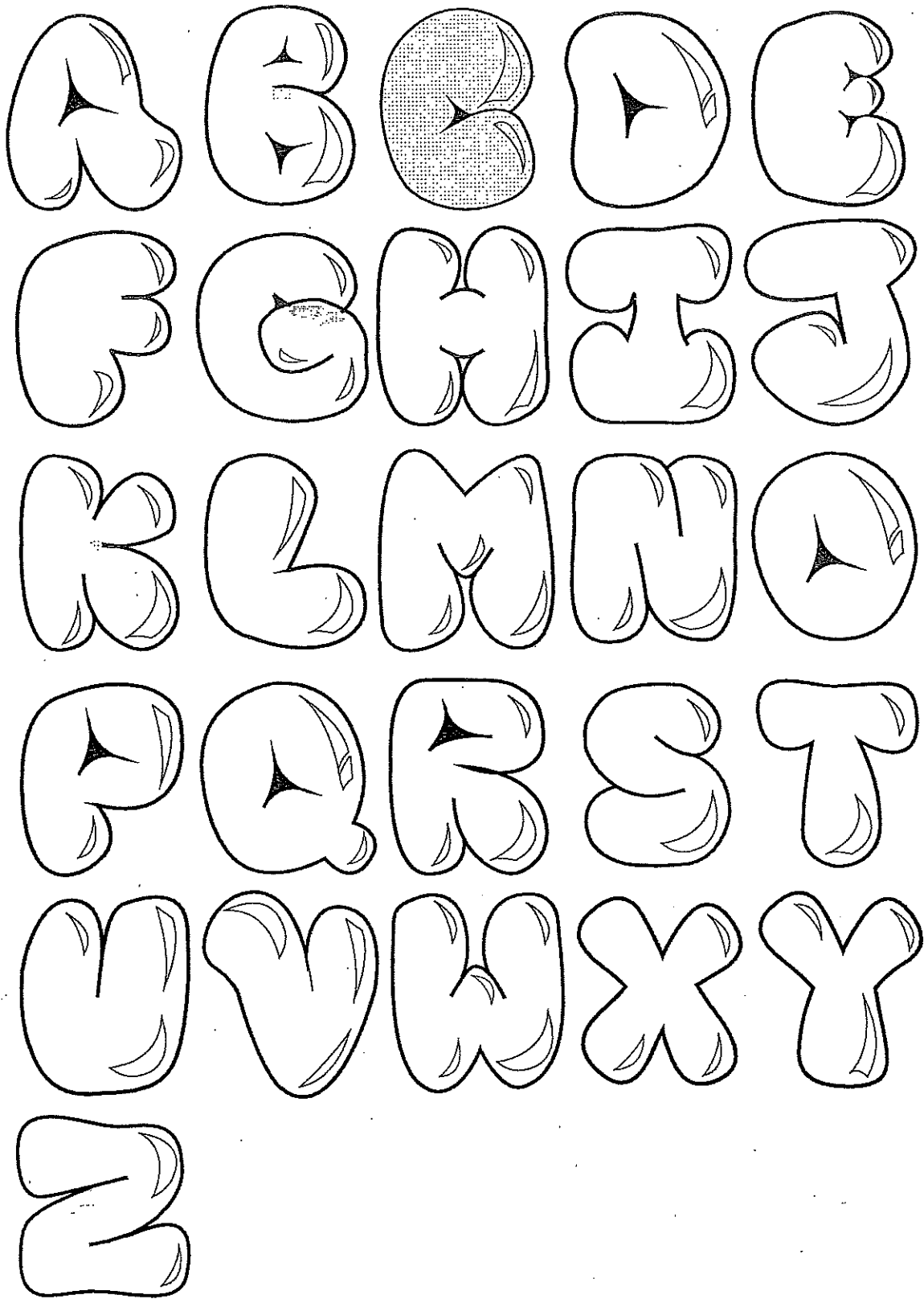
T U V W X Y Z

A B C D E F G

H I J K L M N O

P Q R S T U V

W X Y Z



A B C D E

F G H I J K

L M N O P

Q R S T U

V W X Y Z

A B C D E F G H

I J K L M N O

P Q R S T U V

W X Y Z a b c

d e f g h i j k l

m n o p q r s t

u v w x y z

A B C D E F G H

I J K L M N O P

Q R S T U V W

X Y Z a b c d e f

g h i j k l m n o p

q r s t u v w x y z

A B C D E
F G H I J
K L M N O
P Q R S T
U V W X
Y Z

A B C D

E F G H I

J K L M N

O P Q R

S T U V

W X Y Z

A B C D E F G

H I J K L M

N O P Q R S

T U V W X Y

Z a b c d e f

g h i j k l m n

o p q r s t u v

w x y z

A B C D E F G

H I J K L M N

O P Q R S T U V

W X Y Z a b c

d e f g h i j k l

m n o p q r s

t u v w x y z

A B C D E
F G H I J
K L M N
O P Q R S
T U V W
X Y Z

A B C D E

F G H I J K

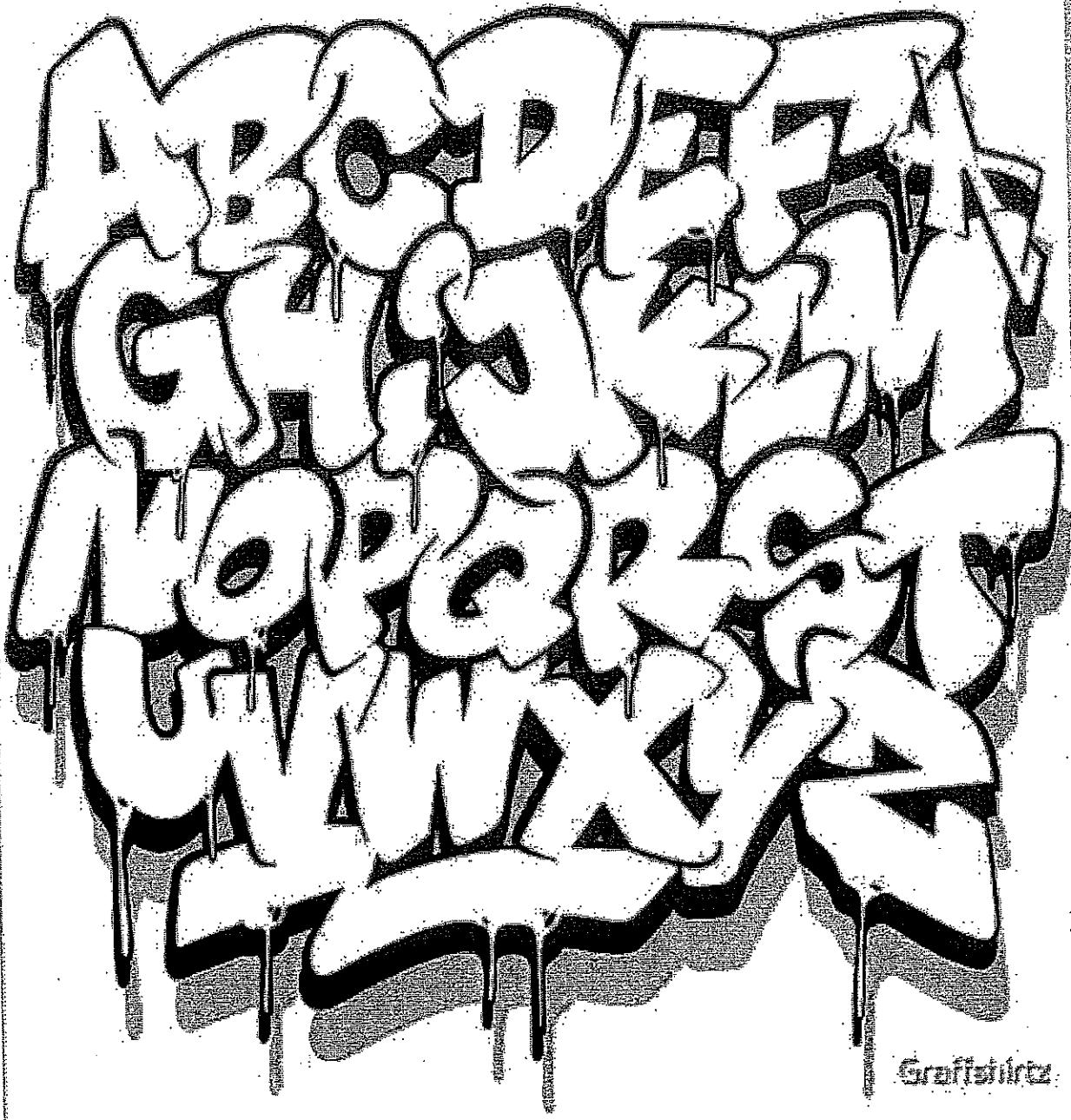
L M N O P

Q R S T U

V W X Y Z

ABOEF
BILKIL
TOPORST
WUWEXA





GraffitiArtz

