

TIM BURTON Notes

Tim Burton is an award winning American filmmaker, animator, producer and artist. He is a celebrated film director and illustrator. Tim Burton was born in California 1958. As a young teenager he would make short films in his backyard. He made his first stop-motion animation at the mere age of 13.

After he finished High School Tim Burton attended the California Institute of the Arts. There he studied character animation and created his own independent short films. His short films attracted the attention of Walt Disney Productions. Disney offered Burton a job as animator.



After leaving Disney he directed films and started to achieve success. He is known for his gothic fantasy films such as Beetlejuice, Edward Scissorhands, and Sweeney Todd. Burton also directed the superhero films such as Batman and Batman Returns, the sci-fi film Planet of the Apes, the fantasy-drama Big Fish, the musical adventure film Charlie and the Chocolate Factory, and the fantasy films Alice in Wonderland and Miss Peregrine's Home for Peculiar Children. Burton also directed a live-action adaptation of Dumbo.

However he is most known for his direction of stop-motion animations such as James and the Giant Peach, Corpse Bride, Frankenweenie and The Nightmare before Christmas.

Burton has written and published various books and poems. He also exhibits his illustrations and artworks world wide.



TIM BURTON'S signature style

REALISM VS STYLIZED

Tim Burton's art is not realistic but stylized. Eyes are exaggerated. The iris lacks detail and colour and simply consists of little black dots. The bodies are skinny and elongated. Characters typically have small noses and tiny mouths.




USE OF COLOUR

Burton favours a dark muted colour palette, known as desaturated colours. This colour scheme lends itself to his notorious gothic feeling. Overall he favours greys and blues.


SHAPE LANGUAGE

Shape Language is a concept used in art and animation to communicate meaning based on shapes we are familiar with. It can elicit an emotional response in the viewer without using any words.



circles

soft
squishy
harmless
approachable
changeable




squares

solid
sturdy
strong
supportive
reliable
inflexible



triangles

sharp
directional,
dynamic
dangerous
evil
unpredictable



Tim Burton often combines two of these shape languages to create his characters, circles and triangles. The fine balance between these two shapes gives his characters that approachable yet scary appearance.

Line Quality

Burton also uses wonky lines and scratchy marks to add shading. This adds to the dramatic scary appearance of the worlds and characters he creates. You will also notice some curves are greatly exaggerated to add movement and dynamic compositions to the landscapes.
